


**INSTRUCTION MANUAL**


**ENGINE OIL CHANGE**



## ENGINE OIL CHANGE INSTRUCTIONS


*Change engine oil every 100 hours with 10w30 full synthetic, API service classification SN plus, Resource conserving; ILSAC GF-5.*

**STEP ONE:** Loosen and remove the engine oil "dip stick".



### **STEP TWO:**



- Disconnect the engine oil drain hose from the holder.
- Place the hose over a proper container, remove the plug to drain the engine oil.
- Once the oil has been drained, reinstall the plug and reattach the hose.



## ENGINE OIL CHANGE INSTRUCTIONS

**STEP THREE:** Remove and replace the engine oil filter.


**TIP:** SG36 unit for easier access to the engine oil filter, remove the left rear tire.



OIL FILTER

## ENGINE OIL CHANGE INSTRUCTIONS

**STEP FOUR:** Refill the engine oil to the proper level (1.75Qts. MAX.) with 10w30 full synthetic.





**MADE IN THE USA**

Steel Green Mfg.  
920 S State Road 39  
Lebanon, IN 46052  
(756)-481-2890  
[www.steelgreenmfg.com](http://www.steelgreenmfg.com)

SG Engine oil change