

INSTRUCTION MANUAL

ENGINE OIL CHANGE


Models: SG36, SG42, SG46, & SG52



ENGINE OIL CHANGE INSTRUCTIONS


NOTE: Change engine oil every 100 hours with 10w30 full synthetic, API service classification SN plus, Resource conserving; ILSAC GF-5.

STEP ONE: Loosen and remove the engine oil "dip stick".



STEP TWO:



- Disconnect the engine oil drain hose from the holder.
- Place the hose over a proper container, remove the plug to drain the engine oil.
- Once the oil has been drained, reinstall the plug and reattach the hose.



ENGINE OIL CHANGE INSTRUCTIONS

STEP THREE: Remove and replace the engine oil filter.


NOTE: SG36 unit for easier access to the engine oil filter, remove the left rear tire.



OIL FILTER

ENGINE OIL CHANGE INSTRUCTIONS

STEP FOUR: Refill the engine oil to the proper level (1.75Qts. MAX.) with 10w30 full synthetic.





Steel Green Mfg.
824 S State Road 39
Lebanon, IN 46052
(765)-481-2890
www.steelgreenmfg.com

MANUAL PART NO.	MANUAL REV.	DESCRIPTION
SGM-017	B	ENGINE OIL CHANGE