


# STEELGREEN<sup>™</sup>

## MANUFACTURING

### INSTRUCTION MANUAL

#### ENGINE OIL CHANGE

Models: SG54

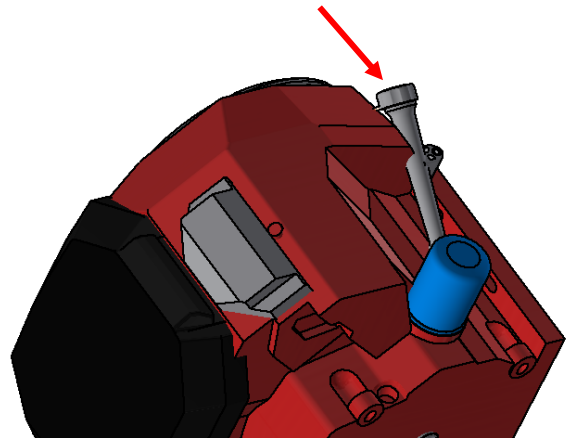


## SG54 ENGINE OIL CHANGE INSTRUCTIONS

**STEP 1:** Loosen and remove the engine oil “dip stick”.


### NOTICE

*Change engine oil every 100 hours with 5w50 full synthetic oil, API service classification SN, Resource conserving; IL-SAC GF-5.*

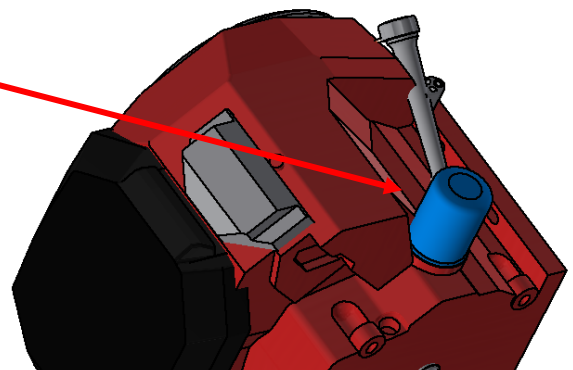


**STEP 2:**

- Raise the fluid tank & remove the engine oil drain hose from the loop clamp.
- Place the hose over a proper container, remove the plug to drain the engine oil.
- Once the oil has been drained, reinstall the plug and reattach the hose.



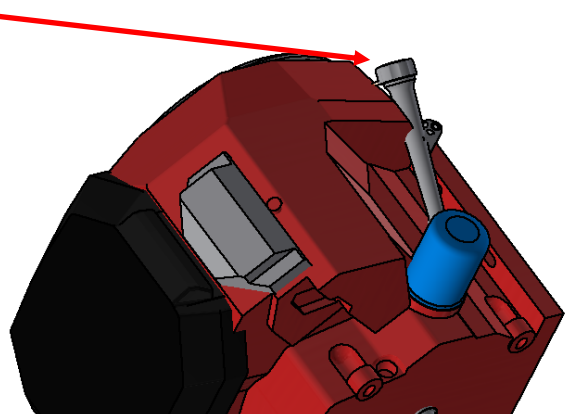
**STEP 3:** Remove & replace the engine oil filter.



## SG54 ENGINE OIL CHANGE INSTRUCTIONS

### STEP 4:

- Refill the engine oil to the proper level (1.75Qts. MAX.) with 5w50 full synthetic oil.
- Reinstall the dip stick.





Steel Green Mfg.  
824 S State Road 39  
Lebanon, IN 46052  
(765)-481-2890  
[www.steelgreenmfg.com](http://www.steelgreenmfg.com)

MANUAL PART NO.	MANUAL REV.	DESCRIPTION
SGM-050	2	SG54 ENGINE OIL CHANGE