

# STEELGREEN<sup>™</sup>

## MANUFACTURING

### INSTRUCTION MANUAL

#### ENGINE OIL CHANGE

Models: SGXL




## ENGINE OIL CHANGE INSTRUCTIONS

**STEP 1:** Loosen and remove the engine oil “dip stick”.


### NOTICE

*Change engine oil & filter every 100 hours with 5w50 full synthetic oil, API service classification SN, Resource conserving; ILSAC GF-5.*



### STEP 2:

- Remove the engine oil drain hose from the zip-tie & drop it down through the opening in the frame.
- Place the hose over a proper container, remove the plug to drain the engine oil.
- Once the oil has been drained, reinstall the plug and reattach the hose.




## ENGINE OIL CHANGE INSTRUCTIONS

**STEP 3:** Remove and replace the engine oil filter.



OIL FILTER

**STEP 4:** Refill the engine oil to the proper level (1.93Qts. MAX.) with 5w50 full synthetic oil.





Steel Green Mfg.  
824 S State Road 39  
Lebanon, IN 46052  
(765)-481-2890  
[www.steelgreenmfg.com](http://www.steelgreenmfg.com)

MANUAL PART NO.	MANUAL REV.	DESCRIPTION
SGM-044	2	SGXL ENGINE OIL CHANGE